

Who's Who in Letterland

a-z Characters and Sounds




Annie Apple makes the sound at the beginning of her name – 'ä...'. (as in äpple).



Bouncy Ben makes the sound at the beginning of his name – 'b...'. Keep your mouth nearly closed to avoid adding "uh".



Clever Cat makes the sound at the beginning of her name – 'c...'. (as in cat). Just whisper it.



Dippy Duck makes the sound at the beginning of her name – 'd...'. Keep your mouth nearly closed to avoid adding "uh".



Eddy Elephant makes the sound at the beginning of his name – 'ë...'. (as in ëlephant).



Firefighter Fred makes the sound at the beginning of his name – 'ff...'. Just whisper it.



Golden Girl makes the sound at the beginning of her name – 'g...'. Keep your mouth nearly closed to avoid adding "uh".




Harry Hat Man makes the sound at the beginning of his name. Just whisper it – 'hhh...'. Just whisper it.



Impy Ink makes the sound at the beginning of his name – 'i...'. (as in iñk).



Jumping Jim makes the sound at the beginning of his name – 'j...'. Keep your mouth nearly closed to avoid adding "uh".



Kicking King makes the sound at the beginning of his name – 'k...'. Just whisper it.



Lucy Lamp Light makes the sound at the beginning of her name – 'lll...'. Keep your mouth nearly closed to avoid adding "uh".



Munching Mike makes the sound at the beginning of his name. Keep your mouth closed and hum 'mmm...' to avoid adding "uh".



Noisy Nick makes the sound at the beginning of his name. Keep your mouth nearly closed and lips open – 'nnn...' to avoid adding "uh".



Oscar Orange makes the sound at the beginning of his name – 'ö...'. (as in örange).



Peter Puppy makes the sound at the beginning of his name – 'p...'. Just whisper it.



Quarrelsome Queen makes the sound at the beginning of her name – 'qu...'. Whisper "kw".



Red Robot makes the sound at the beginning of his name. Keep your mouth nearly closed and prolong his sound – 'rrr...'. Just whisper it.



Sammy Snake makes the sound at the beginning of his name. Just whisper 'sss...'. Just whisper it.



Talking Tess makes the sound at the beginning of her name – 't...'. Just whisper it.



Uppy Umbrella makes the sound at the beginning of her name – 'ü...'. (as in ümbrella). For once "uh" is right!



Vicky Violet makes the sound at the beginning of her name. Keep your mouth nearly closed to avoid adding "uh".



Walter Walrus makes the sound at the beginning of his name. Get ready to whistle but blow instead – 'www...'. Try not to add "uh".



Fix-it Max makes the last sound in his name. He makes the sound 'ks...' in words. Just whisper it.



Yellow Yo-yo Man makes the sound at the beginning of his name. Keep your mouth nearly closed – 'yyy...' to avoid adding "uh".



Zig Zag Zebra makes the sound at the beginning of her name – 'zzz...'. Keep your mouth nearly closed to avoid adding "uh".

The Vowel Men



Mr A, the Apron Man, says his name 'Ä' as in äpron.



Mr E, the Easy Magic Man, says his name 'Ë' as in ëasy.



Mr I, the Ice Cream Man, says his name 'Ï' as in iñce cream.



Mr O, the Old Man from over the Ocean, says his name 'Ö' as in öld.



Mr U, the Uniform Man, says his name 'Û' as in üniform.

The only men that ever say their traditional alphabet names in words are the five Vowel Men, Mr A, Mr E, Mr I, Mr O, and Mr U.

Who's Who in Letterland

a-z Characters and Shapes

These short rhymes or songs help to explain how to form the letter shapes.



Annie Apple

At the leaf begin.
Go round the apple this way.
Then add a line down,
so Annie won't roll away.




Bouncy Ben

Brush down Ben's
big, long ears.
Go up and round his head
so his face appears!



Clever Cat

Curve round Clever Cat's
face to begin.
Then gently tickle her
under her chin.



Dippy Duck

Draw Dippy Duck's back.
Go round her tum.
Go up to her head.
Then down you come!



Eddy Elephant

Ed has a headband.
Draw it and then
stroke round his head
and his trunk to the end.



Firefighter Fred

First draw Fred's helmet.
Then go down a way.
Give him some arms
and he'll put out the blaze.



Golden Girl

Go round Golden Girl's head.
Go down her golden hair.
Then curve to make her swing,
so she can sit there.



Harry Hat Man

Hurry from the Hat Man's head
down to his heel on the ground.
Go up and bend his knee over.
so he'll hop while he makes
his sound.




Impy Ink

Inside the ink bottle
draw a line.
Add an inky dot.
That's fine!




Jumping Jim

Just draw down Jim,
bending his knees.
Then add the one ball
which everyone sees.




Kicking King

Kicking King's body
is a straight stick.
Add his arm,
then his leg,
so he can kick!



Lucy Lamp Light

Lucy looks like one long line.
Go straight from head to foot
and she's ready to shine!



Munching Mike

Make Munching Mike's
back leg first,
then his second leg, and third,
so he can go munch-munching in
a word.



Noisy Nick

'Now bang my nail,'
Noisy Nick said.
'Go up and over
around my head.'




Oscar Orange

On Oscar Orange
start at the top.
Go all the way round him,
and... then stop.



Peter Puppy

Pat Peter Puppy properly.
First stroke down his ear,
then up and round his face
so he won't shed a tear.



Quarrelsome Queen

Quickly go round the
Queen's cross face.
Then comb her beautiful
hair into place.



Red Robot

Run down Red Robot's body.
Go up to his arm and his hand.
Then watch out for this robot
roaming round Letterland.



Sammy Snake

Start at Sam's head
where he can see.
Stroke down to his tail,
oh so care-ful-ly!



Talking Tess

Tall as a tower make
Talking Tess stand.
Go from head to toe,
and then from hand to hand.



Uppy Umbrella

Under the umbrella
draw a shape like a cup.
Then draw a straight line
so it won't tip up.



Vicky Violet

Very neatly,
start at the top.
Draw down your vase,
then up and stop.



Walter Walrus

When you draw the
Walrus' wells,
with wild and wavy water,
whizz down and up
and then...
whizz down and up again.



Fix-it Max

Fix two sticks,
to look like this.
That's how to draw
a little kiss.



Yellow Yo-yo Man

You first make the yo-yo sack
on the Yo-yo Man's back,
and then go down to his toes
so he can sell his yo-yos.



Zig Zag Zebra

Zip along Zig Zag's nose.
Stroke her neck...
stroke her back...
Zzzoom! Away she goes

Who's Who in Letterland

Further Spelling Patterns

Letterland covers all 44 sounds. Here are just a few of the clever Letterland Spelling Stories that explain the new sounds letters make when they are together.



Clever Cat and Kicking King
(ck as in duck)



Noisy Nick and Golden Girl
(ng as in ring)



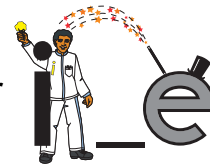
Peter Puppy and Harry Hat Man
(ph as in photo)



Yellow Yo-yo Man works for Mr E
(y as in very)



Silent Magic e makes Mr A appear
(a_e as in make)



Silent Magic e makes Mr I appear
(i_e as in like)



Sammy Snake and Harry Hat Man
(sh as in shop)

Whenever Sammy Snake starts to hiss loudly behind Harry Hat Man's back, Harry turns back and says 'sh!' because he hates noise.



Mr A and Mr I out walking
(ai as in a rain)



Mr I and Mr E out walking
(ie as in tie)



Mr A and Yellow Yo-yo Man out walking
(ay as in say)



Mr I, Golden Girl and Harry Hat Man
(igh as in night)


When Mr I sees Golden Girl being completely quiet next to Harry Hat Man, he often calls out 'I!' and gives her an ice cream for being so good.



Clever Cat and Harry Hat Man
(ch as in chip)



Talking Tess and Harry Hat Man
(th as in that)



Silent Magic e makes Mr E appear
(e_e as in these)



Talking Tess and Harry Hat Man
(th as in thing)



Mr E and his brother out walking
(ee as in bee)



Yellow Yo-yo Man works for Mr I
(y as in my)



Silent Magic e makes Mr O appear
(o_e as in home)



Walter Walrus and Harry Hat Man
(wh as in when)



Mr E and Mr A out walking
(ea as in sea)



Mr O and Mr A out walking
(oa as in boat)



Walter Walrus and Harry Hat Man
(wh as in who)


When Mr E and Mr A go out walking, Mr E does all the talking. He just says his name, 'E!' While Mr A remains silent, as he looks out for dangerous robots.



Oscar Orange, Mr O and Walter Walrus
(ow as in show)



Silent Magic e
makes Mr U appear
(u_e as in cube)



Orvil Or,
the orange stealer
(or as in for)



A boy called Roy and Mr I
(oi as in coin)

In a few words you will find Roy playing his game with Mr I. Then Mr I pretends to be annoyed, but they really both enjoy making a noise, 'oi!'




Mr U and Mr E
out walking
(ue as in blue)



Ernest Er, the
elephant stealer
(er as in her)



Eddy Elephant and
Walter Walrus
(ew as in few or grew)



Irving Ir,
the ink stealer
(ir as in girl)


When you see a bottle of ink behind a robot's back, you have already spotted Irving Ir, the ink stealer! He reports back to his ringleader, Red Robot, with his last name, 'Ir!'.



A boy called Roy and Yellow Yo-yo Man
(oy as in boy)




Annie Apple and
Walter Walrus
(aw as in saw)



The Boot and
Foot Twins
(oo as in moon)




Annie Apple and
Walter Walrus
(au as in cause)



Walter Walrus
and Red Robot
(wr as in write)

When you see these two troublemakers in a word you won't hear Walter Walrus. Red Robot captures Walter in his sack. Walter is too startled to speak, so we just hear Red Robot growling, 'rrrr'.



Urgent Ur, the
umbrella stealer
(ur as in fur)




Upside Down
Umbrella
(u as in put)




Oscar Orange and
Walter Walrus
(ow as in how)

Watch out when you see an orange next to Walter Walrus. When Walter splashes salty water in Oscar's eyes, Walter also bumps his chin and they both howl, 'Ow!'



Arthur Ar,
the apple stealer
(ar as in farm)



The Boot and
Foot Twins
(oo as in book)



Oscar Orange and
Walter Walrus
(ou as in out)

Letterland Spelling Stories are available in a whole range of products, including:



ABC, Beyond ABC and Far Beyond ABC



Living ABC Software



Story Phonics Software



Touch & Trace Products

